





COURSE HANDICAP TABLE



MENS - WHITE TEES

Course Rating™: 71.6
Slope Rating®: 135 • Par: 72

Handicap Index*	Course Handicap™
+5.0 to +4.3	+6
+4.2 to +3.5	+5
+3.4 to +2.6	+4
+2.5 to +1.8	+3
+1.7 to +1.0	+2
+0.9 to +0.1	+1
0.0 to 0.7	0
0.8 to 1.5	1
1.6 to 2.4	2
2.5 to 3.2	3
3.3 to 4.1	4
4.2 to 4.9	5
5.0 to 5.7	6
5.8 to 6.6	7
6.7 to 7.4	8
7.5 to 8.2	9
8.3 to 9.1	10
9.2 to 9.9	11
10.0 to 10.7	12
10.8 to 11.6	13
11.7 to 12.4	14
12.5 to 13.3	15
13.4 to 14.1	16
14.2 to 14.9	17
15.0 to 15.8	18
15.9 to 16.6	19
16.7 to 17.4	20
17.5 to 18.3	21
18.4 to 19.1	22
19.2 to 20.0	23
20.1 to 20.8	24
20.9 to 21.6	25
21.7 to 22.5	26
22.6 to 23.3	27
23.4 to 24.1	28
24.2 to 25.0	29
25.1 to 25.8	30
25.9 to 26.7	31
26.8 to 27.5	32
27.6 to 28.3	33
28.4 to 29.2	34
29.3 to 30.0	35
30.1 to 30.8	36
30.9 to 31.7	37
31.8 to 32.5	38
32.6 to 33.3	39
33.4 to 34.2	40
34.3 to 35.0	41
35.1 to 35.9	42
36.0 to 36.7	43
36.8 to 37.5	44
37.6 to 38.4	45
38.5 to 39.2	46
39.3 to 40.0	47
40.1 to 40.9	48
41.0 to 41.7	49
41.8 to 42.6	50
42.7 to 43.4	51
43.5 to 44.2	52
44.3 to 45.1	53
45.2 to 45.9	54
46.0 to 46.7	55
46.8 to 47.6	56
47.7 to 48.4	57
48.5 to 49.3	58
49.4 to 50.1	59
50.2 to 50.9	60
51.0 to 51.8	61
51.9 to 52.6	62
52.7 to 53.4	63
53.5 to 54.0	64



MENS - YELLOW TEES

Course Rating™: 70.5
Slope Rating®: 133 • Par: 72


Handicap Index*	Course Handicap™
+5.0 to +4.3	+7
+4.2 to +3.4	+6
+3.3 to +2.6	+5
+2.5 to +1.7	+4
+1.6 to +0.9	+3
+0.8 to +0.1	+2
0.0 to 0.8	+1
0.9 to 1.6	0
1.7 to 2.5	1
2.6 to 3.3	2
3.4 to 4.2	3
4.3 to 5.0	4
5.1 to 5.9	5
6.0 to 6.7	6
6.8 to 7.6	7
7.7 to 8.4	8
8.5 to 9.3	9
9.4 to 10.1	10
10.2 to 11.0	11
11.1 to 11.8	12
11.9 to 12.7	13
12.8 to 13.5	14
13.6 to 14.4	15
14.5 to 15.2	16
15.3 to 16.1	17
16.2 to 16.9	18
17.0 to 17.8	19
17.9 to 18.6	20
18.7 to 19.5	21
19.6 to 20.3	22
20.4 to 21.2	23
21.3 to 22.0	24
22.1 to 22.9	25
23.0 to 23.7	26
23.8 to 24.6	27
24.7 to 25.4	28
25.5 to 26.3	29
26.4 to 27.1	30
27.2 to 28.0	31
28.1 to 28.8	32
28.9 to 29.7	33
29.8 to 30.5	34
30.6 to 31.4	35
31.5 to 32.2	36
32.3 to 33.1	37
33.2 to 33.9	38
34.0 to 34.8	39
34.9 to 35.6	40
35.7 to 36.5	41
36.6 to 37.3	42
37.4 to 38.2	43
38.3 to 39.0	44
39.1 to 39.9	45
40.0 to 40.7	46
40.8 to 41.6	47
41.7 to 42.4	48
42.5 to 43.3	49
43.4 to 44.1	50
44.2 to 45.0	51
45.1 to 45.8	52
45.9 to 46.7	53
46.8 to 47.5	54
47.6 to 48.4	55
48.5 to 49.2	56
49.3 to 50.1	57
50.2 to 50.9	58
51.0 to 51.8	59
51.9 to 52.6	60
52.7 to 53.5	61
53.6 to 54.0	62



MENS - RED TEES

Course Rating™: 67.3
Slope Rating®: 124 • Par: 71

Handicap Index*	Course Handicap™
+5.0 to +4.4	+9
+4.3 to +3.5	+8
+3.4 to +2.6	+7
+2.5 to +1.7	+6
+1.6 to +0.8	+5
+0.7 to 0.1	+4
0.2 to 1.0	+3
1.1 to 2.0	+2
2.1 to 2.9	+1
3.0 to 3.8	0
3.9 to 4.7	1
4.8 to 5.6	2
5.7 to 6.5	3
6.6 to 7.4	4
7.5 to 8.3	5
8.4 to 9.2	6
9.3 to 10.2	7
10.3 to 11.1	8
11.2 to 12.0	9
12.1 to 12.9	10
13.0 to 13.8	11
13.9 to 14.7	12
14.8 to 15.6	13
15.7 to 16.5	14
16.6 to 17.4	15
17.5 to 18.4	16
18.5 to 19.3	17
19.4 to 20.2	18
20.3 to 21.1	19
21.2 to 22.0	20
22.1 to 22.9	21
23.0 to 23.8	22
23.9 to 24.7	23
24.8 to 25.6	24
25.7 to 26.6	25
26.7 to 27.5	26
27.6 to 28.4	27
28.5 to 29.3	28
29.4 to 30.2	29
30.3 to 31.1	30
31.2 to 32.0	31
32.1 to 32.9	32
33.0 to 33.8	33
33.9 to 34.8	34
34.9 to 35.7	35
35.8 to 36.6	36
36.7 to 37.5	37
37.6 to 38.4	38
38.5 to 39.3	39
39.4 to 40.2	40
40.3 to 41.1	41
41.2 to 42.1	42
42.2 to 43.0	43
43.1 to 43.9	44
44.0 to 44.8	45
44.9 to 45.7	46
45.8 to 46.6	47
46.7 to 47.5	48
47.6 to 48.4	49
48.5 to 49.3	50
49.4 to 50.3	51
50.4 to 51.2	52
51.3 to 52.1	53
52.2 to 53.0	54
53.1 to 53.9	55
54.0 to 54.0	56



LADIES - RED TEES

Course Rating™: 72.8
Slope Rating®: 130 • Par: 71

Handicap Index*	Course Handicap™
+5.0 to +4.7	+4
+4.6 to +3.8	+3
+3.7 to +2.9	+2
+2.8 to +2.0	+1
+1.9 to +1.2	0
+1.1 to +0.3	1
+0.2 to 0.6	2
0.7 to 1.4	3
1.5 to 2.3	4
2.4 to 3.2	5
3.3 to 4.0	6
4.1 to 4.9	7
5.0 to 5.8	8
5.9 to 6.6	9
6.7 to 7.5	10
7.6 to 8.4	11
8.5 to 9.3	12
9.4 to 10.1	13
10.2 to 11.0	14
11.1 to 11.9	15
12.0 to 12.7	16
12.8 to 13.6	17
13.7 to 14.5	18
14.6 to 15.3	19
15.4 to 16.2	20
16.3 to 17.1	21
17.2 to 17.9	22
18.0 to 18.8	23
18.9 to 19.7	24
19.8 to 20.6	25
20.7 to 21.4	26
21.5 to 22.3	27
22.4 to 23.2	28
23.3 to 24.0	29
24.1 to 24.9	30
25.0 to 25.8	31
25.9 to 26.6	32
26.7 to 27.5	33
27.6 to 28.4	34
28.5 to 29.2	35
29.3 to 30.1	36
30.2 to 31.0	37
31.1 to 31.9	38
32.0 to 32.7	39
32.8 to 33.6	40
33.7 to 34.5	41
34.6 to 35.3	42
35.4 to 36.2	43
36.3 to 37.1	44
37.2 to 37.9	45
38.0 to 38.8	46
38.9 to 39.7	47
39.8 to 40.5	48
40.6 to 41.4	49
41.5 to 42.3	50
42.4 to 43.2	51
43.3 to 44.0	52
44.1 to 44.9	53
45.0 to 45.8	54
45.9 to 46.6	55
46.7 to 47.5	56
47.6 to 48.4	57
48.5 to 49.2	58
49.3 to 50.1	59
50.2 to 51.0	60
51.1 to 51.8	61
51.9 to 52.7	62
52.8 to 53.6	63
53.7 to 54.0	64

INSTRUCTIONS

When using the table, find the range containing your Handicap Index® in the left column. Play with the Course Handicap™ which corresponds with it in the right column.

Please make sure that the tees from which you are playing correspond with the tees for which this table applies.



Cotswolds Hotel & Spa
London Rd, Chipping Norton, OX7 5QH

01608 642383
www.cotswoldclub.co.uk

GET IT ON YOUR PHONE

