



COURSE HANDICAP TABLE



MENS - WHITE TEES

Course Rating™: 71.0
Slope Rating®: 133 • Par: 72


Handicap Index*	Course Handicap™
+5.0 to +4.7	+6
+4.6 to +3.9	+5
+3.8 to +3.0	+4
+2.9 to +2.2	+3
+2.1 to +1.3	+2
+1.2 to +0.5	+1
+0.4 to 0.4	0
0.5 to 1.2	1
1.3 to 2.1	2
2.2 to 2.9	3
3.0 to 3.8	4
3.9 to 4.6	5
4.7 to 5.5	6
5.6 to 6.3	7
6.4 to 7.2	8
7.3 to 8.0	9
8.1 to 8.9	10
9.0 to 9.7	11
9.8 to 10.6	12
10.7 to 11.4	13
11.5 to 12.3	14
12.4 to 13.1	15
13.2 to 14.0	16
14.1 to 14.8	17
14.9 to 15.7	18
15.8 to 16.5	19
16.6 to 17.4	20
17.5 to 18.2	21
18.3 to 19.1	22
19.2 to 19.9	23
20.0 to 20.8	24
20.9 to 21.6	25
21.7 to 22.5	26
22.6 to 23.3	27
23.4 to 24.2	28
24.3 to 25.0	29
25.1 to 25.9	30
26.0 to 26.7	31
26.8 to 27.6	32
27.7 to 28.4	33
28.5 to 29.3	34
29.4 to 30.1	35
30.2 to 31.0	36
31.1 to 31.8	37
31.9 to 32.7	38
32.8 to 33.5	39
33.6 to 34.4	40
34.5 to 35.2	41
35.3 to 36.1	42
36.2 to 36.9	43
37.0 to 37.8	44
37.9 to 38.6	45
38.7 to 39.5	46
39.6 to 40.3	47
40.4 to 41.2	48
41.3 to 42.0	49
42.1 to 42.9	50
43.0 to 43.7	51
43.8 to 44.6	52
44.7 to 45.4	53
45.5 to 46.3	54
46.4 to 47.1	55
47.2 to 48.0	56
48.1 to 48.8	57
48.9 to 49.7	58
49.8 to 50.5	59
50.6 to 51.4	60
51.5 to 52.2	61
52.3 to 53.1	62
53.2 to 53.9	63
54.0 to 54.0	64



MENS - YELLOW TEES

Course Rating™: 69.7
Slope Rating®: 133 • Par: 72

Handicap Index*	Course Handicap™
+5.0 to +4.7	+6
+4.6 to +3.9	+5
+3.8 to +3.0	+4
+2.9 to +2.2	+3
+2.1 to +1.3	+2
+1.2 to +0.5	+1
+0.4 to 0.4	0
0.5 to 1.2	1
1.3 to 2.1	2
2.2 to 2.9	3
3.0 to 3.8	4
3.9 to 4.6	5
4.7 to 5.5	6
5.6 to 6.3	7
6.4 to 7.2	8
7.3 to 8.0	9
8.1 to 8.9	10
9.0 to 9.7	11
9.8 to 10.6	12
10.7 to 11.4	13
11.5 to 12.3	14
12.4 to 13.1	15
13.2 to 14.0	16
14.1 to 14.8	17
14.9 to 15.7	18
15.8 to 16.5	19
16.6 to 17.4	20
17.5 to 18.2	21
18.3 to 19.1	22
19.2 to 19.9	23
20.0 to 20.8	24
20.9 to 21.6	25
21.7 to 22.5	26
22.6 to 23.3	27
23.4 to 24.2	28
24.3 to 25.0	29
25.1 to 25.9	30
26.0 to 26.7	31
26.8 to 27.6	32
27.7 to 28.4	33
28.5 to 29.3	34
29.4 to 30.1	35
30.2 to 31.0	36
31.1 to 31.8	37
31.9 to 32.7	38
32.8 to 33.5	39
33.6 to 34.4	40
34.5 to 35.2	41
35.3 to 36.1	42
36.2 to 36.9	43
37.0 to 37.8	44
37.9 to 38.6	45
38.7 to 39.5	46
39.6 to 40.3	47
40.4 to 41.2	48
41.3 to 42.0	49
42.1 to 42.9	50
43.0 to 43.7	51
43.8 to 44.6	52
44.7 to 45.4	53
45.5 to 46.3	54
46.4 to 47.1	55
47.2 to 48.0	56
48.1 to 48.8	57
48.9 to 49.7	58
49.8 to 50.5	59
50.6 to 51.4	60
51.5 to 52.2	61
52.3 to 53.1	62
53.2 to 53.9	63
54.0 to 54.0	64



MENS - RED TEES

Course Rating™: 66.6
Slope Rating®: 125 • Par: 72

Handicap Index*	Course Handicap™
+5.0 to +5.0	+6
+4.9 to +4.1	+5
+4.0 to +3.2	+4
+3.1 to +2.3	+3
+2.2 to +1.4	+2
+1.3 to +0.5	+1
+0.4 to 0.4	0
0.5 to 1.3	1
1.4 to 2.2	2
2.3 to 3.1	3
3.2 to 4.0	4
4.1 to 4.9	5
5.0 to 5.8	6
5.9 to 6.7	7
6.8 to 7.6	8
7.7 to 8.5	9
8.6 to 9.4	10
9.5 to 10.3	11
10.4 to 11.2	12
11.3 to 12.2	13
12.3 to 13.1	14
13.2 to 14.0	15
14.1 to 14.9	16
15.0 to 15.8	17
15.9 to 16.7	18
16.8 to 17.6	19
17.7 to 18.5	20
18.6 to 19.4	21
19.5 to 20.3	22
20.4 to 21.2	23
21.3 to 22.1	24
22.2 to 23.0	25
23.1 to 23.9	26
24.0 to 24.8	27
24.9 to 25.7	28
25.8 to 26.6	29
26.7 to 27.5	30
27.6 to 28.4	31
28.5 to 29.3	32
29.4 to 30.2	33
30.3 to 31.1	34
31.2 to 32.0	35
32.1 to 32.9	36
33.0 to 33.8	37
33.9 to 34.8	38
34.9 to 35.7	39
35.8 to 36.6	40
36.7 to 37.5	41
37.6 to 38.4	42
38.5 to 39.3	43
39.4 to 40.2	44
40.3 to 41.1	45
41.2 to 42.0	46
42.1 to 42.9	47
43.0 to 43.8	48
43.9 to 44.7	49
44.8 to 45.6	50
45.7 to 46.5	51
46.6 to 47.4	52
47.5 to 48.3	53
48.4 to 49.2	54
49.3 to 50.1	55
50.2 to 51.0	56
51.1 to 51.9	57
52.0 to 52.8	58
52.9 to 53.7	59
53.8 to 54.0	60



LADIES - RED TEES

Course Rating™: 71.9
Slope Rating®: 132 • Par: 71

Handicap Index*	Course Handicap™
+5.0 to +4.8	+6
+4.7 to +3.9	+5
+3.8 to +3.0	+4
+2.9 to +2.2	+3
+2.1 to +1.3	+2
+1.2 to +0.5	+1
+0.4 to 0.4	0
0.5 to 1.2	1
1.3 to 2.1	2
2.2 to 2.9	3
3.0 to 3.8	4
3.9 to 4.7	5
4.8 to 5.5	6
5.6 to 6.4	7
6.5 to 7.2	8
7.3 to 8.1	9
8.2 to 8.9	10
9.0 to 9.8	11
9.9 to 10.7	12
10.8 to 11.5	13
11.6 to 12.4	14
12.5 to 13.2	15
13.3 to 14.1	16
14.2 to 14.9	17
15.0 to 15.8	18
15.9 to 16.6	19
16.7 to 17.5	20
17.6 to 18.4	21
18.5 to 19.2	22
19.3 to 20.1	23
20.2 to 20.9	24
21.0 to 21.8	25
21.9 to 22.6	26
22.7 to 23.5	27
23.6 to 24.3	28
24.4 to 25.2	29
25.3 to 26.1	30
26.2 to 26.9	31
27.0 to 27.8	32
27.9 to 28.6	33
28.7 to 29.5	34
29.6 to 30.3	35
30.4 to 31.2	36
31.3 to 32.1	37
32.2 to 32.9	38
33.0 to 33.8	39
33.9 to 34.6	40
34.7 to 35.5	41
35.6 to 36.3	42
36.4 to 37.2	43
37.3 to 38.0	44
38.1 to 38.9	45
39.0 to 39.8	46
39.9 to 40.6	47
40.7 to 41.5	48
41.6 to 42.3	49
42.4 to 43.2	50
43.3 to 44.0	51
44.1 to 44.9	52
45.0 to 45.7	53
45.8 to 46.6	54
46.7 to 47.5	55
47.6 to 48.3	56
48.4 to 49.2	57
49.3 to 50.0	58
50.1 to 50.9	59
51.0 to 51.7	60
51.8 to 52.6	61
52.7 to 53.5	62
53.6 to 54.0	63

INSTRUCTIONS

When using the table, find the range containing your Handicap Index® in the left column. Play with the Course Handicap™ which corresponds with it in the right column.

Please make sure that the tees from which you are playing correspond with the tees for which this table applies.

Club Name: Cotswolds Club
Cert. No: 1003952

Designed by J.Pink Design
www.jpink.co.uk

